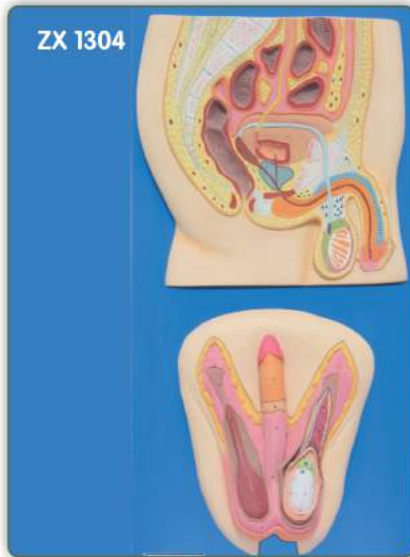
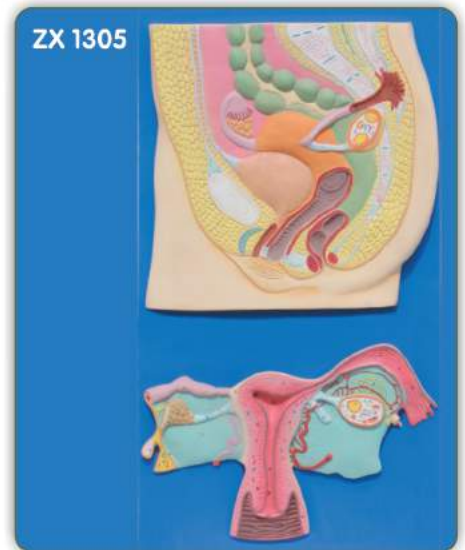


REPRODUCTIVE SYSTEM

ZX1304 Human Reproductive System Male



ZX 1305 Human Reproductive System Female



GD/F5M Male Condom Model

1. The model is designed for male condom skill training.
2. The model is mounted on a Lucite stand.
3. The anatomy is accurate and the shape is realistic.

GD/F5M

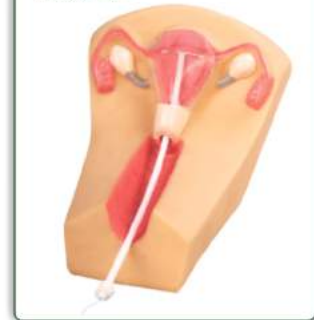


GD/F5N IUD Training Simulator

Features:

1. Basing on real anatomy of female genitalia, we designed this model for instructing or training of insertion or removal IUD.
2. The uterus is in coronal section and covered with transparent plastic window. So students can directly observe whole insertion or removal process.

GD/F5N



GD/A15102 Male Genital Organs

The model is dissected in median and mounted on a stand. It shows the penis, prostate, bladder, seminal vesicle, spermatic cord and inguinal canal and base. 72 positions displayed. It is made of advanced PVC material.

GD/A15102

